

VULNERABILITY AND ADAPTATION: Immigration and the Great Recession in the United States



Aaron Terrazas

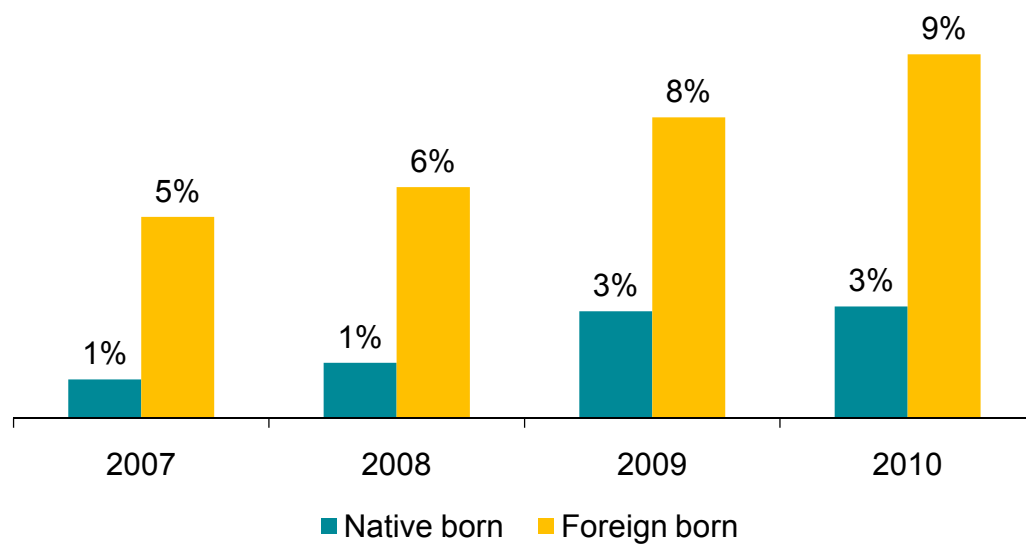
Policy Analyst

June 13, 2011

© 2010 Migration Policy Institute

Adaptation on Hours

Involuntary Part-time Workers as a Share of Total Employment, 2007-2010

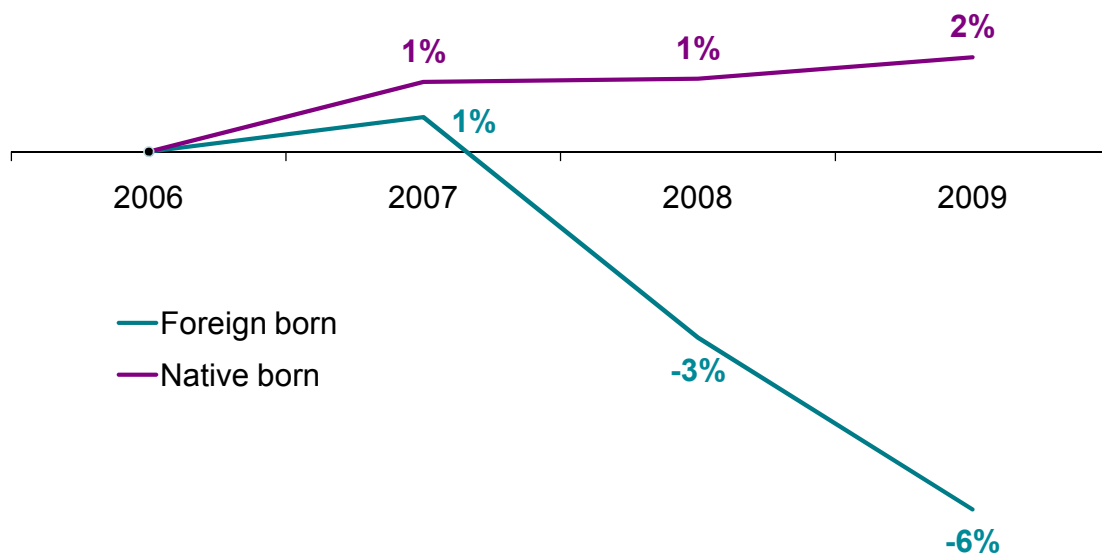


Source: Current Population Survey

© 2011 Migration Policy Institute

Adaptation on Wages

Change in Real Wage and Salary Income, 2006 to 2009



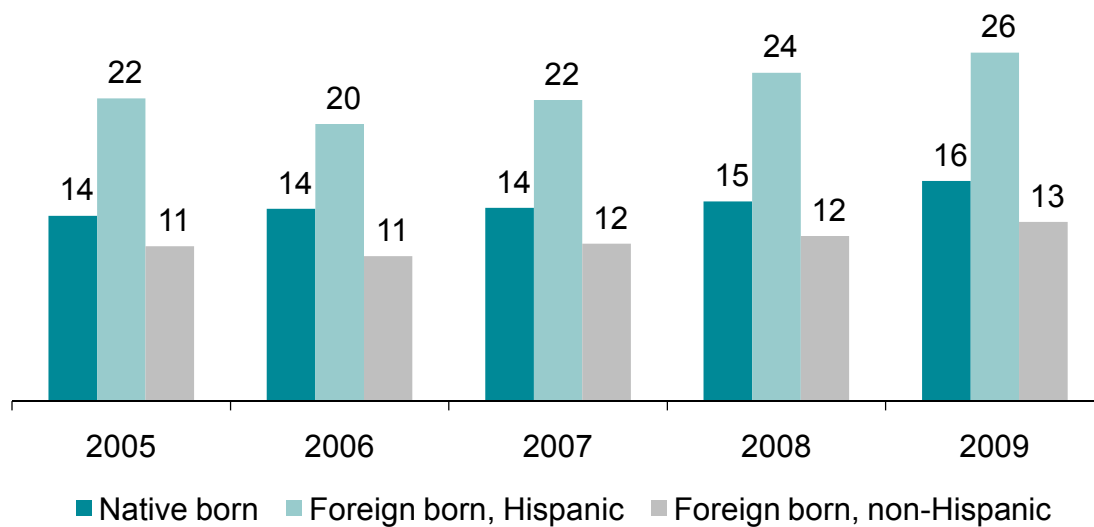
Source: March Socio-economic Supplement to the Current Population Survey, 2007-10.

*Note: Employed workers age 16 and older.

© 2011 Migration Policy Institute

Adaptation on Lifestyles

Poverty Rates, 2005 to 2009



Source: March Socio-economic Supplement to the Current Population Survey, 2006 to 2010



For more Information

Aaron Terrazas

Policy Analyst, MPI

aterrazas@migrationpolicy.org

T: (202) 266-1943

F: (202) 266-1900

www.migrationpolicy.org

© 2011 Migration Policy Institute

